

Cancer Cases of Zhi Chen Guo

Peter Hudoba MD, FRCS

NYIT, New York


March 29, 2007

Guo's Study

Follow up in Person

Subgroup with No conventional Th

15/32 Patients



Follow up in person:


- 2 died (unknown when, likely 1999-2004)
- 2 unknown
- 6 seen in centre 2007 (still working)
- 5 seen in centre 2005 (? State, able to come to clinic)
- Estimated 73% patients has Karnofsky 100%
- Survival AVG 8.8 years, (2 new cases 1 y, rest 5-15 y)
- 5 y survival 100%, 7 y survival 81.1% (11 cases)

Guo's Study

Survival - Diagnosis

Subgroup with No conventional Th

15/32 Patients



Survival - Diagnoses:


- Lung Cancer: 15y, 9y - still alive; one diagnosed 1 y ago - still alive, one 5y and likely dead
- Liver Cancer: 7y, 10y - still alive; 1 5y died
- Esophageal Cancer : 14 -still alive; 1 ? 1-5y - died
- Pancreas: 10y, 11y - still alive
- Endometrium: 9 y - still alive
- Galbladder: at least 1 y, unknown if died
- Mucosarcoma: diagnosed 1 y ago, still alive
- Ovary cancer: 14 y - still alive

Guo's Study

Follow up Test Results

Subgroup with No conventional Th

15/32 Patients



- Time of FU after Initial Diagnosis Avg 27.4 m (1-110 m)
- 5 CT: Normal
- 5 US: Normal
- 1 XRAY: Normal
- 1 Endoscopic exam: Normal
- 3 Follow up results not available

Conclusion



- Although documentation grossly Incomplete, available results suggest positive effect
- Results warrant Stage 2 Clinical Trial in controlled settings